

THH 230°C Hermetic Series



SMD 230°C High Temperature Tantalum Capacitor in Hermetic Package



FEATURES

- High temperature applications
- Operational condition 230°C / 0.5U_R / 1000hrs or 200°C / 0.5U_R / 10.000hrs
- Ceramic case hermetic packaging
- Large case sizes including CTC-21D provide high capacitance values
- Manufacturing and screening utilizing AVX patented Q-Process to effectively remove components that may experience excessive parametric shifts or instability in operation life



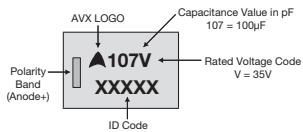
APPLICATIONS

- Oil drilling
- Extreme temperature applications

For additional information on Q-process please consult the AVX technical publication "Reaching the Highest Reliability for Tantalum Capacitors" (see the link: <http://www.avx.com/docs/techinfo/Qprocess.pdf>)

MARKING

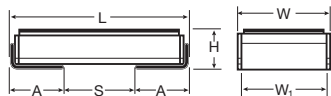
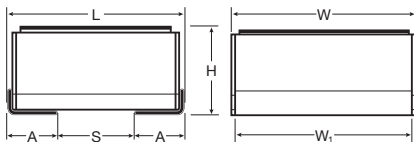
9, I CASE



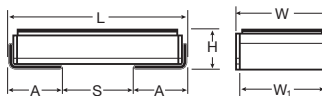
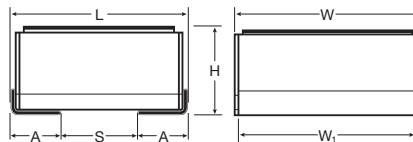
CASE DIMENSIONS: millimeters (inches)

Code	Type	L±0.50 (0.020)	W±0.50 (0.020)	H Max.	W ₁ ±0.50 (0.020)	A±0.50 (0.020)	S Min.
9 (CTC-21D)	J-lead (L-shape)	11.50 (0.453)	12.50 (0.492)	6.15 (0.242)	12.50 (0.492)	1.90 (0.075)	7.00 (0.276)
9 (CTC-21D)	J-lead (flex)	12.10 (0.476)	12.50 (0.492)	6.50 (0.256)	12.00 (0.472)	2.00 (0.079)	7.20 (0.283)
9 (CTC-21D)	Undertab	11.00 ± 0.20 (0.433 ± 0.008)	12.50 ± 0.20 (0.492 ± 0.008)	5.95 (0.234)	10.50 ± 0.20 (0.413 ± 0.008)	1.50 ± 0.20 (0.059 ± 0.008)	7.80 (0.307)
I	J-lead (L-shape)	11.50 (0.453)	6.00 (0.236)	2.70 (0.106)	6.00 (0.236)	3.50 (0.138)	4.00 (0.157)
I	J-lead (flex)	11.90 (0.469)	6.00 (0.236)	3.00 (0.118)	5.50 (0.217)	3.60 (0.142)	4.20 (0.165)
I	Undertab	11.00 ± 0.20 (0.433 ± 0.008)	6.00 ± 0.20 (0.236 ± 0.008)	2.50 (0.098)	4.00 ± 0.20 (0.157 ± 0.008)	3.20 ± 0.20 (0.126 ± 0.008)	4.40 (0.173)

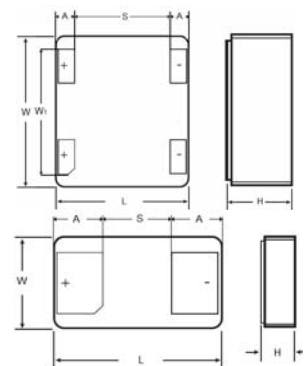
'J' Lead Termination (flex)



'J' Lead Termination (L-shape)



Undertab Termination



THH 230°C Hermetic Series



SMD 230°C High Temperature Tantalum Capacitor in Hermetic Package

CAPACITANCE AND VOLTAGE RANGE (CODE DENOTES THE CASE SIZE)

Capacitance		Rated Voltage DC (V _R) at 175°C					
μF	Code	16V (C)	20V (D)	25V (E)	35V (V)	50V (T)	63V (J)
3.3	335					I*	I*
4.7	475					I*	I*
6.8	685				I	I*	
10	106				I		
15	156		I*	I*	I*		
22	226	I	I*	I*	I*		
33	336	I*	I*	I*			9*
47	476	I	I*			9*	9
68	686					9*	
100	107			9*	9		
150	157		9*	9*	9*		
220	227	9*	9*				
330	337	9*					

Available Ratings

Engineering samples - please contact manufacturer

*Codes under development – upon request, please contact manufacturer

HOW TO ORDER

AVX PART NUMBER

THH	9	107	M	035	W	0250	J
Type	Case Size See table above	Capacitance Code pF code: 1st two digits represent significant figures 3rd digit represents multiplier (number of zeros to follow)	Tolerance M = ±20%	Rated DC Voltage 016 = 16Vdc 020 = 20Vdc 025 = 25Vdc 035 = 35Vdc 050 = 50Vdc 063 = 63Vdc	Packaging W = Waffle B = Bulk	ESR in mΩ	Termination J = 'J' lead (L-shape) W = 'J' lead (flex) U = Undertab



TECHNICAL SPECIFICATIONS

Technical Data:	All technical data relate to an ambient temperature of +25°C							
Capacitance Range:	6.8 μF to 100 μF (for extended range under development, contact manufacturer)							
Capacitance Tolerance:	±20%							
Leakage Current DCL:	0.01CV							
Rated Voltage (V _R)	≤ +175°C:	16	20	25	35	50	63	
Category Voltage (V _C)	≤ +200°C:	13	16	20	28	40	50	
Category Voltage (V _C)	≤ +215°C:	10	13	16	23	33	41	
Category Voltage (V _C)	≤ +230°C:	8	10	12	17	25	31	
Temperature Range:	-55°C to +230°C							
Reliability:	1% per 1000 hours at 85°C, Vr with 0.1Ω/V series impedance, 60% confidence level							
Termination Finish:	Gold Plating (Undertab), Gold Plating (J-lead L shape), Nickel Plating (J-lead flex)							

THH 230°C Hermetic Series



SMD 230°C High Temperature Tantalum Capacitor in Hermetic Package

RATINGS & PART NUMBER REFERENCE

AVX Part No.	Case Size	Capacitance (μF)	Rated Voltage (V)	Rated Temperature (°C)	Category Voltage (V)	DCL (μA) Max.	DF % Max.	ESR Max. (mΩ) @ 100kHz	MSL	100kHz RMS Current (A)		
										25°C	85°C	230°C
16 Volt @ 175°C												
THHI226M016W0500#	I	22	16	175	10	3.6	8	500	1	0.81	0.73	0.73
THHI476M016W0500#	I	47	16	175	10	7.5	8	500	1	0.81	0.73	0.73
35 Volt @ 175°C												
THHI685M035W0500#	I	6.8	35	175	23	2.4	8	500	1	0.81	0.73	0.73
THHI106M035W0500#	I	10	35	175	23	3.5	8	500	1	0.81	0.73	0.73
THH9107M035W0250#	9	100	35	175	17	35	8	250	1	1.26	1.13	1.13
63 Volt @ 175°C												
THH9476M063W0250#	9	47	63	175	31	29.6	8	250	1	1.26	1.13	1.13

All technical data relates to an ambient temperature of +25°C. Capacitance and DF are measured at 120Hz, 0.5V RMS with a maximum DC bias of 2.2 volts.

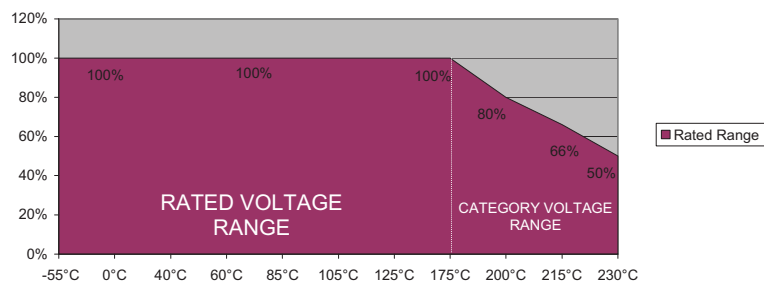
DCL is measured at rated voltage after 5 minutes.

ESR change post 1000hrs allowed up to 3 times catalog limit.

Moisture Sensitivity Level (MSL) is defined according to J-STD-020.

TEMPERATURE VOLTAGE DERATING

THH 230°C Voltage vs Temperature Rating for 1000 hrs service life



THH 230°C Hermetic Series



SMD 230°C High Temperature Tantalum Capacitor in Hermetic Package

QUALIFICATION TABLE

TEST	THH 230°C hermetic series (Temperature range -55°C to +230°C)													
	Condition			Characteristics										
Endurance	Determine after application of rated voltage for 1000 +48/0 hours at 175±2°C and then leaving min. 2 hours at room temperature. Also determine after application of 230°C temperature, category voltage for 1000+48/-0 hours and then leaving min. 2 hours at room temperature. Power supply impedance to be <3Ω.			Visual examination	no visible damage									
				DCL	1.25 x initial limit									
				ΔC/C	within ±20% of initial value									
				DF	1.5 x initial limit									
				ESR	3 x initial limit									
Endurance	Determine after application of 0.5U _R for 10000+48/-0 hours at 200°C temperature and then leaving min. 2 hours at room temperature. Power supply impedance to be <3Ω.			Visual examination	no visible damage									
				DCL	1.25 x initial limit									
				ΔC/C	within ±20% of initial value									
				DF	1.5 x initial limit									
				ESR	3 x initial limit									
Storage Life	230°C, 0V, 1000h + 48/-0 hours			Visual examination	no visible damage									
				DCL	initial limit									
				ΔC/C	within ±5% of initial value									
				DF	initial limit									
				ESR	1.25 x initial limit									
Biased Humidity	Determine after leaving for 1000 hours at 85±2°C, 85% relative humidity and rated voltage and then recovery min. 2 hours at room temperature.			Visual examination	no visible damage									
				DCL	initial limit									
				ΔC/C	within ±10% of initial value									
				DF	initial limit									
				ESR	1.25 x initial limit									
Temperature Stability	Step	Temperature°C	Duration (min)		+20°C	-55°C	+22°C	+85°C	+125°C	+175°C	+200°C	+230°C	+22°C	
	1	+22	15											
	2	-55	15	DCL	IL*	n/a	IL*	10 x IL*	12.5 x IL*	n/a	n/a	n/a	IL*	
	3	+22	15											
	4	+85	15	ΔC/C	n/a	+0/-20%	±5%	+20/-0%	+30/-0%	+30/-0%	+30/-0%	+30/-0%	±5%	
	5	+125	15											
	6	+175	15	DF	IL*	1.5 x IL*	IL*	1.5 x IL*	2 x IL*	2 x IL*	2 x IL*	2 x IL*	IL*	
	7	+200	15											
	8	+230	15											
	9	+22	15	ESR	1.25 x IL*	1.25 x IL*	1.25 x IL*	1.25 x IL*	1.25 x IL*	1.25 x IL*	1.25 x IL*	1.25 x IL*	1.25 x IL*	1.25 x IL*
Surge Voltage	Test temperature: 85°C±3/0°C Surge voltage: 1.3 x rated voltage Series protection resistance: 33Ω Discharge resistance: 33Ω Number of cycles: 1000x Cycle duration: 5 min; 30 sec charge, 5 min 30 sec discharge			Visual examination	no visible damage									
				DCL	initial limit									
				ΔC/C	within ±20% of initial value									
				DF	initial limit									
				ESR	1.25 x initial limit									

*Initial Limit