

High Performance Low Pass Filter

LP1206A2000ASTR



ITF TECHNOLOGY

The ITF SMD Filter is based on thin-film multilayer technology. The technology provides a miniature part with excellent high frequency performance and rugged construction for reliable automatic assembly. The ITF Filter is offered in a variety of frequency bands compatible with various types of high frequency wireless systems.

FEATURES:

- Small size: 1206
- Frequency: 2000MHz
- Sharp attenuation slope
- Characteristic impedance: 50Ohm
- Operating / Storage temp: -40°C ÷ +85°C
- Low profile
- Rugged construction
- Taped and reeled
- Power handling: 8W

APPLICATIONS:

- Mobile communications
- Satellite TV receivers
- GPS
- Vehicle location systems
- Wireless LAN's

FINAL QUALITY INSPECTION:

Finished parts are 100% tested for electrical parameters and visual/mechanical characteristics. Each production lot is evaluated on a sample basis for:

- Static Humidity: 85°C, 85% RH, 160 hours
- Endurance : 125°C, IR, 4 hours

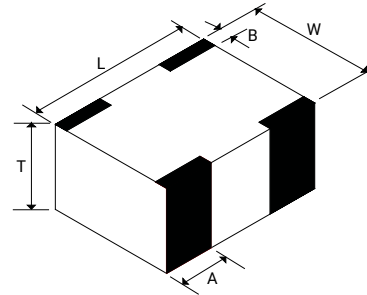
TERMINATION:

Nickel/ Lead-Free Solder coating (Sn100) compatible with automatic soldering technologies: reflow, wave soldering, vapor phase and manual.

PART NUMBER CODE:

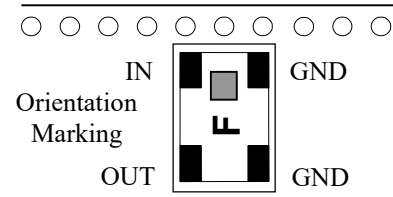
LP 1206 A XXXX ASTR
Frequency
(MHz)

DIMENSIONS - mm (inches) (Top View)

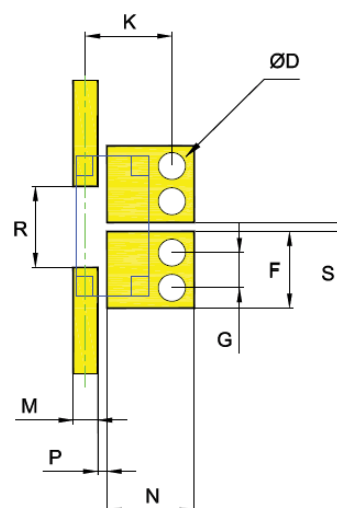


L	3.08±0.1 (0.121±0.004)
W	1.60±0.1 (0.063±0.004)
T	0.87±0.1 (0.034±0.004)
A	0.61±0.25 (0.028±0.010)
B	0.35±0.15 (0.014±0.006)

TERMINALS (Top View)



RECOMMENDED PAD LAYOUT (mm)



F	1.70±0.05
G	0.78±0.05
K	1.91±0.10
M	0.54±0.025
N	1.93±0.05
P	0.21±0.04
R	1.80±0.04
S	0.20±0.04
D	0.6±0.1



The Important Information/Disclaimer is incorporated in these specifications by reference and should be reviewed in full before placing any order.

High Performance Low Pass Filter

LP1206A2000ASTR



ELECTRICAL CHARACTERISTICS

P/N	I.Loss @ 2000MHz	R.Loss @ 2000MHz	ATTENUATION [min.]
LP1206A2000ASTR	0.7dB max.	-15dB	-27dB at 3000-4000MHz -25dB at 4000-6000MHz -20dB at 6000-8000MHz

