

F-Series Tantalum Capacitors



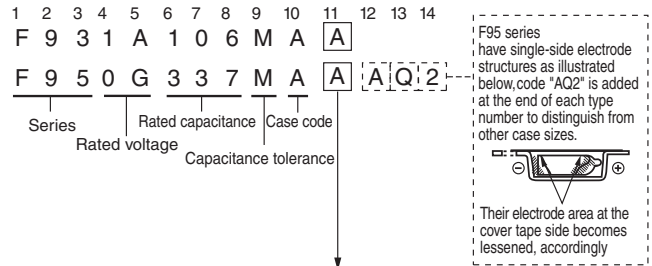
Tape & Reel Packaging

TAPING QUANTITY TABLE – F-SERIES CAPACITORS

Series	Case Size	180mm (7") Reel	330mm (13") Reel
		Tin Termination Qty.	Tin Termination Qty.
F38, F39, F98	U	10,000	–
	M, S	4,000	–
F92	P	3,000	8,000
	A, B	2,500	8,000
F91, F93 F97, F9H	A	2,000	8,000
	B	2,000	6,000
	C, N	500	2,500
F95 AUDIO F95	R, P	3,000	10,000
	Q, S, A, T	2,500	10,000
	B	2,000	8,500
F72	R	1,000	–
	M	500	–
F75	C, D, M, R, U	500	–

(*) : Export packaging. There are some differences between actual minimum quantity and above list. Please confirm before you order.

TYPE NUMBERING SYSTEM

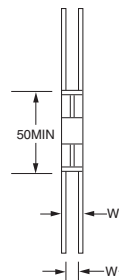
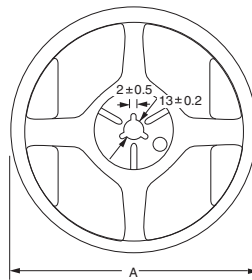


Tape Width (mm)	Polarity	Tape		Applicable Case Size		
		Reel Dia ϕ 180 mm	Reel Dia ϕ 330 mm	F91, F92 F93, F97 F9H, F98	F95 AUDIO F95	F72 F75
8	R (Anode is at opposite side of feeding holes)	A	E	U, M, S P, A, B	R, P, Q S, A, T B	–
12	R (Anode is at opposite side of feeding holes)	C	G	C, N	–	U, C D, R M

REEL DIMENSIONS (mm)

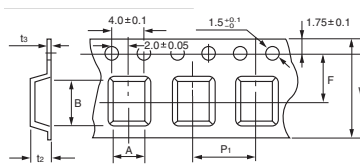
Item	Reel Diameter	
	180 ϕ	330 ϕ
A	ϕ 180 $^{+0}_{-3}$	ϕ 330 \pm 2

Item	Tape Width	
	8	12
W ₁	9.0 \pm 0.3	13 \pm 0.3
W ₂	11.4 \pm 1.0	15.4 \pm 1.0

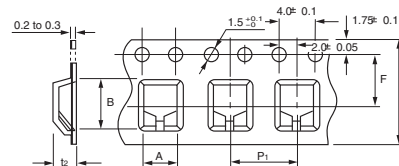


Note: The above shows the dimensions of ϕ 180 reel. In case of ϕ 330 reel, the appearance shape is slightly different.

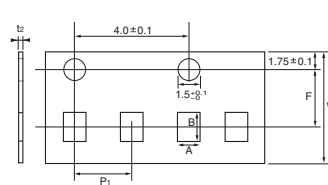
CARRIER TAPE DIMENSIONS (mm)



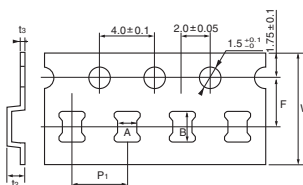
F91, F92, F93, F97, F9H, F98 M, F38 M, F39 M



F95, AUDIO F95, F72, F75



F98 U, F38 U



F98 S, F38 S, F39 S

Case Code	W	A	B	F	P ₁	t ₂	t ₃	
U	8.0 \pm 0.3	0.73 \pm 0.08	1.20 \pm 0.05	3.5 \pm 0.05	2.0 \pm 0.1	0.7 Max.	–	
M		0.97 \pm 0.05	1.85 \pm 0.05			1.3 Max.		
S		1.35 \pm 0.1	2.15 \pm 0.1			1.4 Max.		
P		1.55 \pm 0.1	2.3 \pm 0.1	(1.7 Max.)				
A		1.9 \pm 0.1	3.5 \pm 0.1	2.1 Max. (1.7)				
B	12.0 \pm 0.3	3.3 \pm 0.1	3.8 \pm 0.1	3.5 \pm 0.05	4.0 \pm 0.1	2.4 Max. (1.7)	0.2 to 0.3	
C		3.6 \pm 0.1	6.3 \pm 0.1			2.9 Max.		
N		4.8 \pm 0.1	7.7 \pm 0.1			3.5 Max.		
				5.5 \pm 0.05	8.0 \pm 0.1	2.2 Max.		
						2.5 Max.		
						2.7 Max.		
						3.6 Max.		
						3.9 Max.		
						3.3 Max.		
						4.6 Max.		

Type	Case Code	W	A	B	F	P ₁	t ₂	
F95 AUDIO F95	R	8.0 \pm 0.3	1.5 \pm 0.2	2.6 \pm 0.2	3.5 \pm 0.05	4.0 \pm 0.1	1.05 Max.	
	P			1.5 Max.				
	Q, S			2.0 \pm 0.2			3.6 \pm 0.2	1.5 Max.
	A			2.1 \pm 0.2			3.7 \pm 0.2	2.0 Max.
	T			3.0 \pm 0.2			3.75 \pm 0.2	1.5 Max.
F72	B	3.25 \pm 0.2	3.7 \pm 0.2	2.4 Max.				
	R	6.5 \pm 0.2	7.6 \pm 0.2	2.2 Max.				
F75	M	12.0 \pm 0.3	3.7 \pm 0.2	7.6 \pm 0.2	5.5 \pm 0.1	8.0 \pm 0.1	2.5 Max.	
	U			6.6 \pm 0.2			7.8 \pm 0.2	2.7 Max.
	C			4.8 \pm 0.2			7.9 \pm 0.2	3.6 Max.
	D			6.6 \pm 0.2			7.6 \pm 0.2	3.9 Max.
	M			6.7 \pm 0.2			7.6 \pm 0.2	3.3 Max.