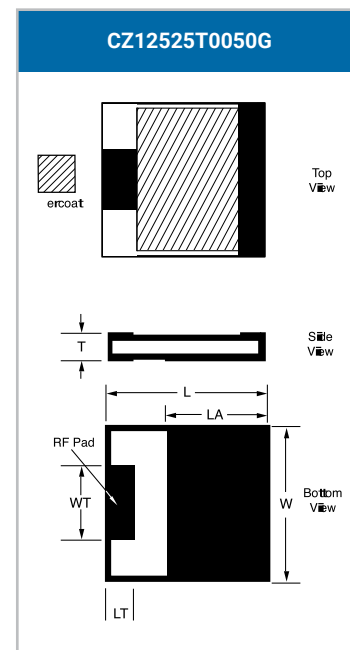
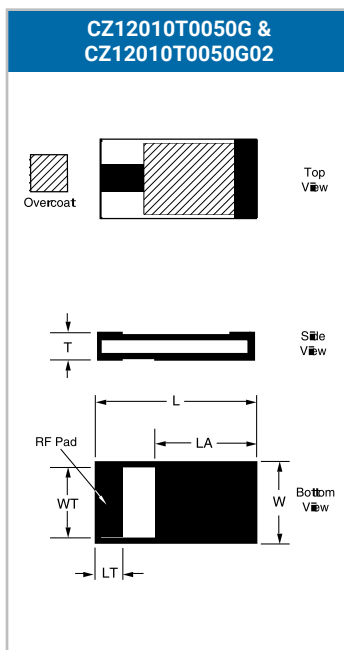


# Surface Mount Chip Terminations

## CZ1 Style

### GENERAL SPECIFICATIONS

- **Nominal Impedance:** 50 Ω
- **Resistive Tolerance:** ±2% standard
- **Operating Temp Range:** -55 to +150°C
- **Temperature Coefficient:** ±150 ppm/°C
- **Resistive Elements:** Tantalum, Thin Film Processed
- **Substrate Material:** Aluminum Nitride
- **Terminals:** Silver over Nickel
- **Lead-Free, RoHS Compliant**
- **Reliability:** MIL-PRF-55342
- **Tape & Reel Specifications:**

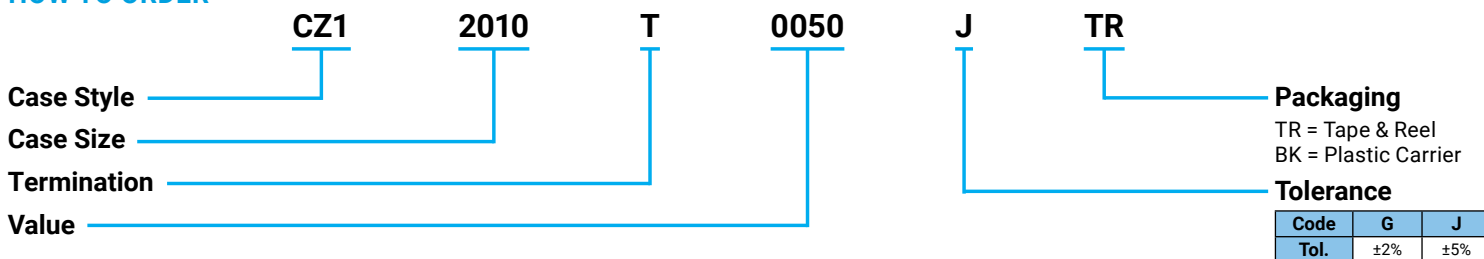


mm

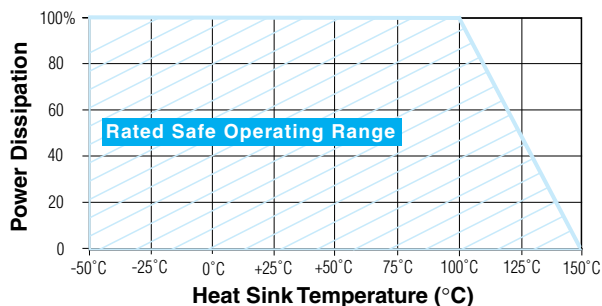
AVX Part Number	W ±.010	L ±.010	T ±.005	LT ±.005	WT ±.005	LA ±.005	Frequency Range (GHz)	VSWR (Typ.)	Power Max* (Watts)
CZ12010T0050G	.100	.200	.040	.040	.090	.115	DC - 3.0	1.20:1	10W
CZ12010T0050G02	.100	.200	.040	.020	.090	.140	DC - 3.0	1.20:1	10W
CZ12525T0050G	.245	.245	.040	.030	.125	.170	DC - 4.0	1.25:1	20W

\* Test Condition: Chip soldered to a via patch on a 30-mil-thick Rogers R04350 board; Land surfaces at 100° C; maximum rated power applied.  
Specification: The resistance of the film shall change no more than 0.5% during and after a 1000-hr. Burn-in per Mil-PRF-55342.

### HOW TO ORDER



### POWER DERATING

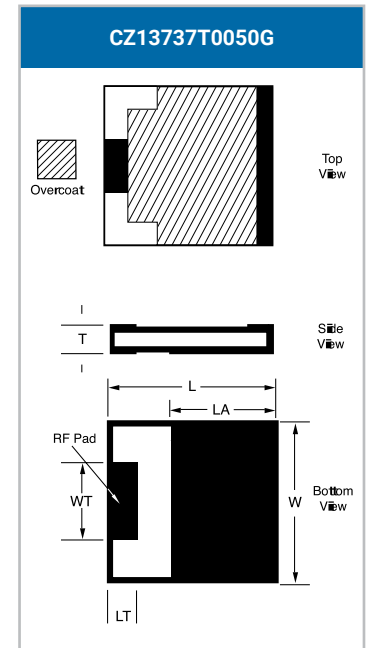
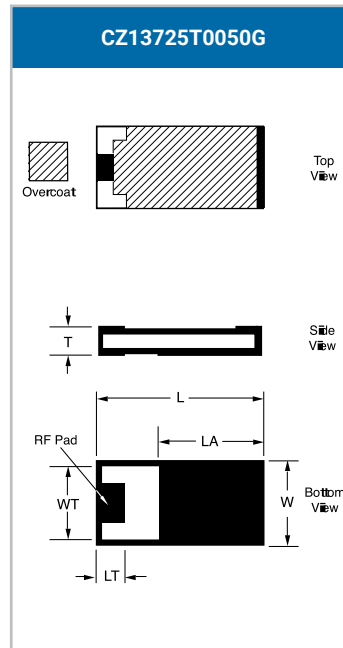


# Surface Mount Chip Terminations

## CZ1 Style

### GENERAL SPECIFICATIONS

- **Nominal Impedance:** 50 Ω
- **Resistive Tolerance:** ±2% standard
- **Operating Temp Range:** -55 to +150°C
- **Temperature Coefficient:** ±150 ppm/°C
- **Resistive Elements:** Tantalum, Thin Film Processed
- **Substrate Material:** Aluminum Nitride
- **Terminals:** Silver over Nickel
- **Lead-Free, RoHS Compliant**
- **Reliability:** MIL-PRF-55342
- **Tape & Reel Specifications:**

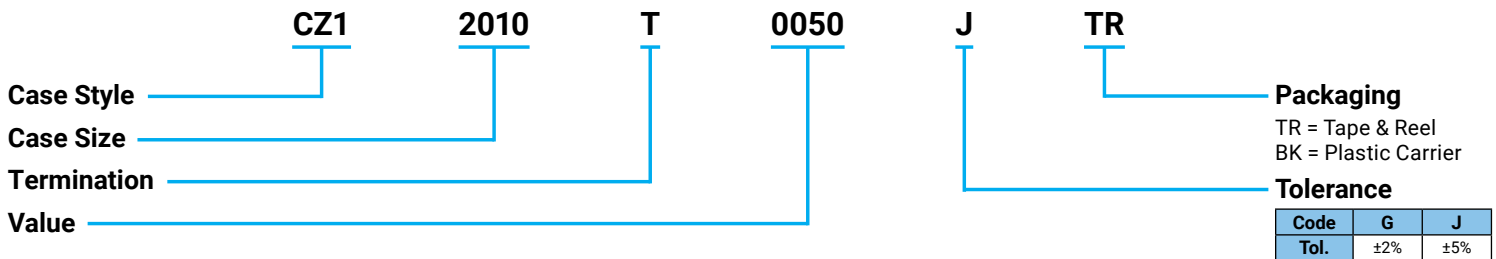


AVX Part Number	W ±.010	L ±.010	T ±.005	LT ±.005	WT ±.005	LA ±.005	Frequency Range (GHz)	VSWR (Typ.)	Power Max* (Watts)
CZ13725T0050G	.250	.375	.040	.050	.125	.260	DC - 2.2	1.20:1	30W
CZ13737T0050G	.370	.370	.040	.050	.125	.275	DC - 3.0	1.25:1	40W

mm

\* Test Condition: Chip soldered to a via patch on a 30-mil-thick Rogers R04350 board; Land surfaces at 100° C; maximum rated power applied.  
Specification: The resistance of the film shall change no more than 0.5% during and after a 1000-hr. Burn-in per Mil-PRF-55342.

### HOW TO ORDER



### POWER DERATING

